



Summer School

TUTOR TIME ACTIVITIES



Name:

Tutor:

Getting to know you activity Fill in each of the boxes with a different name of somebody in this class. Once you have completed it call BINGO!

Has Green Eyes	Owens a Cat	Likes Football	Was Not Born in Plymouth
Can Ski	Likes Maths	Has a Brother or Sister at this School	Likes to Eat Mushrooms
Is Named After a Family Member	Has Read all the Harry Potter Books	Is Wearing something in their hair	Doesn't like cake
Plays an Instrument	Has been to France	Owens an XBOX	Likes to drink milk

Moving from primary to secondary school can be both an exciting and sad time, as children are not only looking forward to the new opportunities at secondary school, but also say goodbye to primary school.

Reflect on your time at primary school by answering the following questions. Think about how your primary school experiences can help you prepare for your next progression to secondary school.

1. Jot down your biggest achievement at primary school

2. Summarise your fondest memory at primary school

3. Are you going to miss anything and if so what are you going to miss?

4. What change are you most looking forward to?

5. Reflecting on question 1 and 2, what have you learnt at primary school, which will help you with your transition to secondary school?

Transition is another word for change. In September lots of Year six children will experience a transition when they move up to Secondary school. However, similar transitions, such as moving house, changing jobs and even getting a pet happen throughout life, some of which you may have already experienced like moving through year groups at school, moving house or the birth of a new sibling.

Think about a particular transition in your life and brainstorm your ideas to the following questions:

<u>Transition:</u>	
<u>What was easy and difficult?</u> Easy: Difficult:	<u>How did you feel?</u>
<u>How did you overcome obstacles?</u>	<u>What did you learn?</u>

My Timeline

Name: _____

A horizontal timeline line is drawn across the page. Eight empty rounded rectangular boxes are arranged in two rows of four, flanking the central line. The top row of boxes is positioned above the line, and the bottom row is positioned below it. Each box is intended for a student to write a date and a corresponding event.

Like the life transitions we have just worked on, when you transition from Primary school to Secondary school some things will stay the same such as having Maths, English and Science lessons, but some things will be different as you will also experience changes and face new challenges, such as moving between classrooms for different subjects, being taught by different teachers and using a timetable!

Take a minute to brainstorm ways your life might be similar but also different when you move to Secondary school practically (school environment), academically (school work, teachers), socially (friends, school clubs) and also emotionally (thoughts, feelings).

<u>Practical Similarities:</u>	<u>Academic Similarities:</u>	<u>Social And Friendship Similarities:</u>	<u>Feelings/Emotional Similarities:</u>
Have registration and assemblies in the morning.	Taught using interactive whiteboards.	Can continue playing football during break time.	Can talk to teachers about anything like primary school staff

<u>Practical Differences:</u>	<u>Academic Differences:</u>	<u>Social Differences And Friendships:</u>	<u>Feelings/Emotional Differences:</u>
Much larger than my Primary school. I may get lost.	Introduced to different learning styles.	More students to play and make friends with.	Become more grown up with greater responsibilities.

However, although transitions can sometimes be worrying and a bit daunting, they can also be positive. Change and challenges are good and help us to become stronger, adaptable and more confident and it is important to learn ways to cope and find solutions to overcome our initial apprehensions.

Using the differences you have just brainstormed, take each in turn and write down some possible solutions to adapt to them. The first one has been completed for you as an example.

<u>Challenges:</u>	<u>Solutions:</u>
<i>Secondary School will be much larger than my primary school. I may get lost</i>	<i>Use a school map to help find classrooms, be organised and know where I need to be and when and don't be afraid to ask for help.</i>

Interview your Classmates

What is your name? _____

Do you have any siblings? _____

What is your favourite subject? _____

Do you have any hobbies? _____

Do you have any pets? _____

How do you get to school? _____

What is your favourite colour? _____

If you could have a superpower, what would it be and why? _____

What is your name? _____

Do you have any siblings? _____

What is your favourite subject? _____

Do you have any hobbies? _____

Do you have any pets? _____

How do you get to school? _____

What is your favourite colour? _____

If you could have a superpower, what would it be and why? _____



What is your name? _____

Do you have any siblings? _____

What is your favourite subject? _____

Do you have any hobbies? _____

Do you have any pets? _____

How do you get to school? _____

What is your favourite colour? _____

If you could have a superpower, what would it be and why? _____

What is your name? _____

Do you have any siblings? _____

What is your favourite subject? _____

Do you have any hobbies? _____


Do you have any pets? _____

How do you get to school? _____

What is your favourite colour? _____

If you could have a superpower, what would it be and why? _____



School Transition



This work is licensed under the Creative Commons Attribution-NonCommercial-NoDerivatives 4.0 International License. To view a copy of this license, visit <http://creativecommons.org/licenses/by-nc-nd/4.0/>



School Transition



This work is licensed under the Creative Commons Attribution-NonCommercial-NoDerivatives 4.0 International License. To view a copy of this license, visit <http://creativecommons.org/licenses/by-nc-nd/4.0/>.



School Transition

